

Wireless

Motion Sensor and Hallway Monitor Package

TL-2800



IMPORTANT INFORMATION: This Smart product uses wireless technology which is subject to physical and environmental considerations. This product does not have an out of range function and as such should be tested periodically in the setting in which it is used to verify its area of effective operation. Please be aware that the Motion Sensor/transmitter will not be 100% accurate if it is out of range at anytime.

Wireless systems and monitors are intended as an adjunct to good caregiving practices and are not a substitute for proper staffing and patient management practices. We recommend that all personnel receive periodic training in the operation of these systems and that the systems are tested before each use.

WARNING: Failure to comply with warning may result in injury or death. This device is not suitable for all individuals. Other devices may be required. This device is not a substitute for visual monitoring by caregiver. The manufacturer does not claim that this device will stop elopement and/or stop falls. This device is designed to augment caregivers' comprehensive resident mobility management program. **TEST THIS DEVICE BEFORE EACH USE. READ THE INSTRUCTIONS AND LEGAL DISCLAIMER.**

The Smart Caregiver Corporation TL-2800 Motion Sensor to Receiver is designed to be installed by the end-user. As such, it is the entire responsibility of the buyer to insure that the system is properly installed and tested. Further, the system is not designed to replace good caregiving practices including, but not limited to:

- A) Direct patient supervision
- B) Adequate training for staff personnel for fall prevention and elopement
- C) Testing of the system before each use

WHERE PERMISSIBLE, IT IS THE SELLER'S INTENT TO LIMIT ANY LIABILITY FOR SPECIAL, CONSEQUENTIAL OR INCIDENTAL ECONOMIC DAMAGES TO REFUND OF THE PURCHASE PRICE OR REPLACEMENT OF THE GOODS. SELLER DISCLAIMS ANY LIABILITY FOR COMPENSATORY OR OTHER DAMAGES ARISING OUT OF THE USE OF THE GOODS.

WARNING: The manufacturer does not claim that this device will stop elopement and/or stop falls. This device is designed to augment caregivers' comprehensive resident mobility management program. This product is to be used by a licensed caregiver only.

LIMITED WARRANTY: Seller warrants that the goods sold will be free from defects of workmanship and manufacturing, for a period of one year from the date of sale. Other than this limited warranty, seller makes no express or implied warranties. Except for this limited warranty, NO EXPRESS OR IMPLIED WARRANTIES ARE GIVEN AND NO AFFIRMATION OF SELLER, BY WORDS OR ACTION, WILL CONSTITUTE A WARRANTY. THE GOODS BEING PURCHASED ARE BEING SOLD ON A "WITH ALL FAULTS" BASIS. THE ENTIRE RISK AS TO THE QUALITY AND PERFORMANCE OF THE GOODS IS WITH THE BUYER. SHOULD THE GOODS PROVE DEFECTIVE FOLLOWING THEIR PURCHASE, THE BUYER, AND NOT THE MANUFACTURER, DISTRIBUTOR OR RETAILER, ASSUMES THE ENTIRE COST OF ALL NECESSARY INSTALLATION, SERVICING OR REPAIRS.



Need Set-up Help?

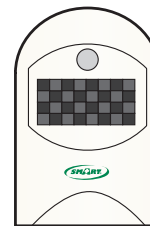
Call one of our friendly Customer Service Representatives at (800) 650-3637



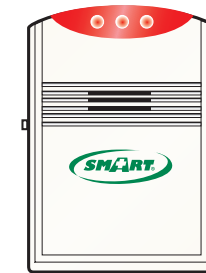
1229 North McDowell Blvd, Petaluma, CA 94954
sales@smartcaregivercorp.com | www.smartcaregivercorp.com
Toll Free: (800) 650-3637

TL-2800 Motion Sensor and Hallway Monitor Package

Quick Start Instructions



Motion Sensor



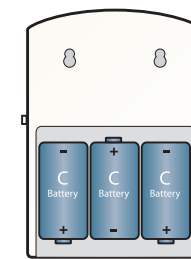
Wireless Receiver

Place 1 new "9V" battery in the motion sensor.
Place three new "C" batteries in the receiver or plug the receiver into a wall outlet using an AC-04 adapter (sold separately).

NOTE: The light at the top of the Wireless Receiver will blink if the "C" batteries need to be replaced



Motion Sensor



Wireless Receiver

Mount motion sensor and receiver to the wall using screws and/or the included adhesive squares.

The receiver may be placed up to 300 feet from the motion sensor. Environmental conditions can change the effective range of this wireless equipment; **test the system before each use.**



The volume of the alert can be adjusted using the switch on the left side of the receiver. Volume can be set at low (LO), medium (MI) or high (HI).

- Each time the infrared field of the motion sensor is interrupted, the receiver will chime repeatedly and the red light on the receiver will blink.
- Reset the monitor by moving the switch to "OFF" and then back to "CHIME" to reactivate it.



Test system before each use.

